

CHIRAYU KATH REAL ESTATE PRIVATE LIMITED

FINANCIAL STATEMENTS

2016-2017

S. Bhandari & Co.

Chartered Accountants

Phone : +91-141-2385412, 2385003, 2385329

Fax : +91-141-2385241

Website : www.sbhandari.in

E-mail : auditors@sbhandari.in, ssb@sbhandari.in

bhandariss@hotmail.com, pppareek@sbhandari.in

P-7, Tilak Marg,

C-Scheme,

Jaipur - 302 005

India

INDEPENDENT AUDITORS' REPORT

To,

The Members

Chirayu Kath Real Estate Private Limited

LIC Jeevan Nidhi Building, Ambedkar Circle,

Bhawani Singh Marg

Jaipur-302005

Report on the Financial Statements

We have audited the accompanying Ind AS financial statements of Chirayu Kath Real Estate Private Limited ("the Company"), which comprise the balance sheet as at 31 March 2017, the statement of profit and loss (including other comprehensive income), the statement of cash flows and the statement of changes in equity for the year then ended and a summary of the significant accounting policies and other explanatory information (herein after referred to as "Ind AS financial statements").

Management's Responsibility for the Financial Statements

The Company's Board of Directors is responsible for the matters stated in Section 134(5) of the Companies Act, 2013 ("the Act") with respect to the preparation of these Ind AS financial statements that give a true and fair view of the state of affairs (financial position), profit or loss (financial performance including other comprehensive income), cash flows and changes in equity of the Company in accordance with the accounting principles generally accepted in India, including the Indian Accounting Standards (Ind AS) prescribed under section 133 of the Act, read with relevant rule issued thereunder

This responsibility also includes maintenance of adequate accounting records in accordance with the provisions of the Act for safeguarding the assets of the Company and for preventing and detecting frauds and other irregularities; selection and application of appropriate accounting policies; making judgments and estimates that are reasonable and prudent; and design, implementation and maintenance of adequate internal financial controls, that were operating effectively for ensuring the accuracy and completeness of the accounting records, relevant to the preparation and presentation of the Ind AS financial statements that give a true and fair view and are free from material misstatement, whether due to fraud or error.



Auditor's Responsibility

Our responsibility is to express an opinion on these Ind AS financial statements based on our audit.

We have taken into account the provisions of the Act, the accounting and auditing standards and matters which are required to be included in the audit report under the provisions of the Act and the Rules made thereunder.

We conducted our audit of the Ind AS financial statements in accordance with the Standards on Auditing specified under Section 143(10) of the Act. Those Standards require that we comply with ethical requirements and plan and perform the audit to obtain reasonable assurance about whether the Ind AS financial statements are free from material misstatement.

An audit involves performing procedures to obtain audit evidence about the amounts and the disclosures in the Ind AS financial statements. The procedures selected depend on the auditor's judgment, including the assessment of the risks of material misstatement of the Ind AS financial statements, whether due to fraud or error. In making those risk assessments, the auditor considers internal financial control relevant to the Company's preparation of the Ind AS financial statements that give a true and fair view in order to design audit procedures that are appropriate in the circumstances. An audit also includes evaluating the appropriateness of the accounting policies used and the reasonableness of the accounting estimates made by the Company's Directors, as well as evaluating the overall presentation of the Ind AS financial statements.

We believe that the audit evidence we have obtained is sufficient and appropriate to provide a basis for our audit opinion on the Ind AS financial statements.

Opinion

In our opinion and to the best of our information and according to the explanations given to us, the aforesaid Ind AS financial statements give the information required by the Act in the manner so required and give a true and fair view in conformity with the accounting principles generally accepted in India including the Ind AS, of the state of affairs (financial position) of the Company as at 31st March, 2017, and its loss (financial performance including other comprehensive income), its cash flows and the changes in equity for the year ended on that date.

Emphasis of Matters

We draw attention Note 5.5 of these Ind AS financial statements, which describe the principal estimations involved in respect of certain inventory under encroachment. Our Opinion is not qualified in respect of this matter.




Report on other Legal and Regulatory Requirements

1. As required by the Companies (Auditors' Report) Order, 2016("the Order") issued by the Central Government, in terms of sub-section (11) of section 143 of the Companies Act 2013, we give in the **Annexure I**, a statement on the matters specified in the Para 3 and 4 of the said Order, to the extent applicable.
2. As required by section 143(3) of the Act, we report that:
 - a) We have sought and obtained all the information and explanations which to the best of our knowledge and belief were necessary for the purposes of our audit.
 - b) In our opinion proper books of account as required by law have been kept by the Company so far as appears from our examination of those books.
 - c) The balance sheet, the statement of profit and loss, the statement of cash flows and the statement of changes in equity dealt with by this Report are in agreement with the books of account;
 - d) In our opinion, the aforesaid Ind AS financial statements comply with the Indian Accounting Standards specified under Section 133 of the Act, read with relevant rules issued thereunder.
 - e) On the basis of written representations received from the directors as on 31st March, 2017, taken on record by the Board of Directors, none of the directors is disqualified as on 31st March, 2017, from being appointed as a director in terms of Section 164(2) of the Act.
 - f) With respect to the adequacy of the internal financial controls over financial reporting of the Company and the operating effectiveness of such controls, refer to our separate report in "**Annexure II**"; and
 - g) With respect to the other matters included in the Auditor's Report in accordance with Rule 11 of the Companies (Audit and Auditors) Rules, 2014, in our opinion and to the best of our information and according to the explanations given to us :



- i. The Company has no pending litigations;
- ii. The Company did not have any long-term contracts including derivative contracts for which there were any material foreseeable losses.
- iii. There were no amounts which were required to be transferred to the Investor Education and Protection Fund by the Company.
- iv. The Company has provided requisite disclosures in its Ind AS financial statements as to holdings as well as dealings in Specified Bank Notes during the period from 8 November, 2016 to 30 December, 2016 and these are in accordance with the books of accounts maintained by the Company. Refer Note 6.1 to the Ind AS financial statements.

For S Bhandari & Co.
Chartered Accountants
(FRN: 000560C)



(Rupal Kumbhat)
Partner
Membership No. 401084



Date: 5th May, 2017
Place: Jaipur

S. Bhandari & Co.

Chartered Accountants

Phone : +91-141-2385412, 2385003, 2385329

Fax : +91-141-2385241

Website : www.sbhandari.in

E-mail : auditors@sbhandari.in, sb@sbhandari.in

bhandariss@hotmail.com, fppareek@sbhandari.in

P-7, Tilak Marg,

C-Scheme,

Jaiपुर - 302 005

India

ANNEXURE I TO INDEPENDENT AUDITORS' REPORT

REFERRED TO IN PARAGRAPH 1 UNDER THE HEADING OF "REPORT ON OTHER LEGAL AND REGULATORY REQUIREMENT" OF OUR REPORT ON IND-AS FINANCIAL STATEMENTS OF M/S CHIRAYU KATH REAL ESTATE PRIVATE LIMITED, FOR THE YEAR ENDED 31ST MARCH 2017.

(i) (a) According to the information and explanations given to us, we are of the opinion that since the company is not having any fixed assets, this clause is not applicable..

(b) In view of (a) above, the provisions of clause (i) (b) &(c) of the said order are not applicable to the company.

(ii) As explained to us, the inventory/ inventory work in progress (WIP) have been physically verified by the management at the year end, which in our opinion is reasonable. On the basis of our examination of the records of physical verification, we are of the opinion that the company is maintaining proper records of inventory/ inventory WIP. However it was observed that certain parcel of land is under encroachment/unauthorized occupation; refer Note no. 5.5 of the Ind AS financial statements. Necessary action is yet to be taken by the Company in this regard. No material discrepancies were noticed on physical verification between physical inventory/ inventory WIP and book records, except as stated above.

(iii) According to the information and explanations given to us, the Company has not granted any secured or unsecured loan to the companies, firms or other parties covered under the register maintained u/s 189 of the Companies Act 2013.

In view of above, the provisions of clause (iii) (a) ,(b) and (c)of the said order are not applicable to the Company.

(iv) The company has neither advanced any loan including any loan represented by a book debt, to any of its directors or to any other person in whom the director is interested nor made any investment during the reporting period, hence the said clause of the Order is not applicable.



(v) The Company has not accepted deposits, so provisions of the directives issued by the Reserve Bank of India and the provisions of sections 73 to 76 or any other relevant provisions of the Companies Act and the rules framed there under are not applicable to the Company.

(vi) The Central Government has not prescribed maintenance of cost records under Sub-Section(1) of section 148 of the Companies Act 2013 hence this clause is not applicable.

(vii) (a) According to the information and explanations given to us, the Company is regular in depositing undisputed statutory dues including, Income Tax, Service tax, Duty of excise, cess and other applicable statutory dues with the appropriate authorities. As per the information and explanations given to us there are no undisputed statutory dues outstanding as at 31.03.2017 for a period more than six months from the date they became payable.

(b) According to the information and explanations given to us and the records of the Company as examined by us, there are no disputed statutory dues pending as on 31st March 2017.

(viii) In our opinion and according to the information and explanations given to us, company has not taken any loan nor has any dues outstanding of any bank or financial institution or government or debenture holders during the year ended 31st March 2017. Accordingly, paragraph 3(viii) of the Order is not applicable.

(ix) The company has not raised any moneys by way of initial public offer or further public offer (including debt instruments) and term loans and hence the said clause of the Order is not applicable to the company.

(x) Based in audit procedures performed for the purpose of reporting the true and fair view of the financial statements and as per the information and explanation given by the management, we report that no fraud on or by the Company has been noticed or reported during the year, nor we have been informed of any such case by the Management.

(xi) As per the Information and explanation provided to us by the management, no remuneration has been paid or provided for, in respect of the directors of the company and hence the said clause is not applicable to the Company.

(xii) The Company is in the business of real estate services and is not a Nidhi Company; hence this clause is not applicable.



(xiii) As per the Information and explanation provided to us by the management, there are no transactions covered by section 188 of Companies Act 2013 with the related parties as defined under section 2(76) of the Companies Act 2013 during the year ended 31st March 2017 Further, due compliance in respect of Ind AS-24 "Related Party Disclosures" have been made in the Ind AS financial statements -Refer Note 21 of the Notes to the Ind AS financial statements.

Further in regard to compliance with Sec 177, the said section is not applicable as the company is not covered under prescribed companies as defined under Rule 6 of the Company (Meetings of Board and its Powers) Rules 2014.

(xiv) The company has not made any preferential allotment or private placement of shares or fully or partly convertible debentures during the year under review and hence the said clause of the Order is not applicable.

(xv) The company has not entered into any non-cash transactions with directors or persons connected with him and hence the said clause of the Order is not applicable to the company.

(xvi) The company is not required to be registered under section 45-IA of the Reserve Bank of India Act, 1934 as the company is in the business of real estate services and is not a NBFC and hence the said clause of the Order is not applicable to the company.

For S Bhandari & Co.
Chartered Accountants
(FRN: 000560C)



(Rupal Kumbhat)
Partner
Membership No. 401084



Date: 5th May, 2017
Place: Jaipur

S. Bhandari & Co.

Chartered Accountants

Phone : +91-141-2385412, 2385003, 2385329

Fax : +91-141-2385241

Website : *www.sbhandari.in*

E-mail : *auditors@sbhandari.in, ssb@sbhandari.in*

bhandariss@hotmail.com, jppareek@sbhandari.in

P-7, Tilak Marg,

C-Scheme,

Jaipur - 302 005

India

ANNEXURE II TO INDEPENDENT AUDITOR'S REPORT

REFERRED TO IN PARAGRAPH 2(f) UNDER THE HEADING OF "REPORT ON OTHER LEGAL AND REGULATORY REQUIREMENT" OF OUR REPORT ON IND AS FINANCIAL STATEMENTS OF CHIRAYU KATH REAL ESTATE PRIVATE LIMITED, FOR THE YEAR ENDED 31ST MARCH 2017.

Report on the Internal Financial Controls under Clause (i) of Sub-section 3 of Section 143 of the Companies Act, 2013 ("the Act")

We have audited the internal financial controls over financial reporting of **Chirayu Kath Real Estate Private Limited** ("the Company") as of March 31, 2017 in conjunction with our audit of the Ind AS financial statements of the Company for the year ended on that date.

Management's Responsibility for Internal Financial Controls

The Company's management is responsible for establishing and maintaining internal financial controls based on the internal control over financial reporting criteria established by the Company considering the essential components of internal control stated in the Guidance Note on Audit of Internal Financial Controls over Financial Reporting issued by the Institute of Chartered Accountants of India. These responsibilities include the design, implementation and maintenance of adequate internal financial controls that were operating effectively for ensuring the orderly and efficient conduct of its business, including adherence to company's policies, the safeguarding of its assets, the prevention and detection of frauds and errors, the accuracy and completeness of the accounting records, and the timely preparation of reliable financial information, as required under the Companies Act, 2013.

Auditors' Responsibility

Our responsibility is to express an opinion on the Company's internal financial controls over financial reporting based on our audit. We conducted our audit in accordance with the Guidance Note on Audit of Internal Financial Controls over Financial Reporting (the "Guidance Note") and the Standards on Auditing, issued by The Institute Of Chartered Accountants Of India and deemed to be prescribed under section 143(10) of the Companies Act, 2013, to the extent applicable to an audit of internal financial controls, both applicable to an audit of Internal Financial Controls and, both issued by the Institute of Chartered Accountants of India. Those Standards and the Guidance Note require that we comply with ethical requirements and plan



and perform the audit to obtain reasonable assurance about whether adequate internal financial controls over financial reporting was established and maintained and if such controls operated effectively in all material respects.

Our audit involves performing procedures to obtain audit evidence about the adequacy of the internal financial controls system over financial reporting and their operating effectiveness. Our audit of internal financial controls over financial reporting included obtaining an understanding of internal financial controls over financial reporting, assessing the risk that a material weakness exists, and testing and evaluating the design and operating effectiveness of internal control based on the assessed risk. The procedures selected depend on the auditor's judgement, including the assessment of the risks of material misstatement of the Ind AS financial statements, whether due to fraud or error.

We believe that the audit evidence we have obtained is sufficient and appropriate to provide a basis for our audit opinion on the Company's internal financial controls system over financial reporting.

Meaning of Internal Financial Controls over Financial Reporting

A company's internal financial control over financial reporting is a process designed to provide reasonable assurance regarding the reliability of financial reporting and the preparation of Ind AS financial statements for external purposes in accordance with generally accepted accounting principles. A company's internal financial control over financial reporting includes those policies and procedures that:

- (1) Pertain to the maintenance of records that, in reasonable detail, accurately and fairly reflect the transactions and dispositions of the assets of the company;
- (2) Provide reasonable assurance that transactions are recorded as necessary to permit preparation of Ind AS financial statements in accordance with generally accepted accounting principles, and those receipts and expenditures of the company are being made only in accordance with authorizations of management and directors of the company; and
- (3) Provide reasonable assurance regarding prevention or timely detection of unauthorized acquisition, use, or disposition of the company's assets that could have a material effect on the Ind AS financial statements.

Inherent Limitations of Internal Financial Controls over Financial Reporting

Because of the inherent limitations of internal financial controls over financial reporting, including the possibility of collusion or improper management override of controls, material misstatements due to error or fraud may occur and not be detected. Also, projections of any evaluation of the internal financial controls over financial reporting to future periods are subject to the risk that the internal financial control over financial reporting may become inadequate because of changes in conditions, or that the degree of compliance with the policies or procedures may deteriorate.



Opinion

In our opinion, the Company has, in all material respects, an adequate internal financial controls system over financial reporting and such internal financial controls over financial reporting were operating effectively as at March 31, 2017, based on the internal control over financial reporting criteria established by the Company considering the essential components of internal control stated in the Guidance Note on Audit of Internal Financial Controls Over Financial Reporting issued by the Institute of Chartered Accountants of India.

For S Bhandari & Co.
Chartered Accountants
(FRN: 000560C)



(Rupal Kumbhat)
Partner
Membership No. 401084
Date: 5th May, 2017


Balance sheet at March 31, 2017							
	Notes	As at March 31, 2017 Rs		As at March 31, 2016 Rs		As at April 1, 2015 Rs	
ASSETS							
Non-current Assets							
-							
Current Assets							
(a) Inventories	5		27,63,53,769		25,34,82,411		23,32,30,796
(b) Financial assets	6	77,912		1,71,445		1,11,772	
(i) Cash and cash equivalents							
(ii) Other financial assets			77,912		1,71,445		1,11,772
(C) Other current assets	7		61,53,861		61,53,861		61,53,861
			28,25,85,542		25,98,07,717		23,94,96,429
Total Current Assets			28,25,85,542		25,98,07,717		23,94,96,429
Total Assets			28,25,85,542		25,98,07,717		23,94,96,429
EQUITY AND LIABILITIES							
Equity							
(a) Equity share capital	8	1,00,000		1,00,000		1,00,000	
(b) Other Equity	SOCE, 9	4,87,54,857		5,59,46,774		5,81,23,738	
Equity attributable to owners of the Company			4,88,54,857		5,60,46,774		5,82,23,738
Total Equity			4,88,54,857		5,60,46,774		5,82,23,738
LIABILITIES							
Non-current Liabilities							
(a) Financial Liabilities							
(i) Borrowings	10	2,44,88,005		1,41,75,000		1,03,13,005	
(ii) Other financial liabilities	11A	17,38,39,598	19,83,27,603	14,74,39,220	16,16,14,220	12,83,09,730	13,86,22,735
(b) Deferred tax liabilities (Net)	12		3,51,67,162		2,81,26,143		2,60,95,384
Total Non-current Liabilities			23,34,94,765		18,97,40,363		16,47,18,119
Current liabilities							
(a) Financial liabilities							
(i) Other financial liabilities	11B			1,38,73,389	1,38,73,389	1,64,94,139	1,64,94,139
(b) Other current liabilities	13		2,35,920		1,47,191		60,433
			2,35,920		1,40,20,580		1,65,54,572
Total Current Liabilities			2,35,920		1,40,20,580		1,65,54,572
Total Liabilities			23,37,30,685		20,37,60,943		18,12,72,691
Total Equity and Liabilities			28,25,85,542		25,98,07,717		23,94,96,429

Significant Accounting Policies 1-4
Notes 1 to 21 forms part of the Financial Statements

In terms of our Report of even date attached

For S.BHANDARI & Co.
Chartered Accountants
FRN No. 000560C


(Rupal Kumbhat)
Partner
M. No. 401084
Date: 5th May, 2017
Place: Jaipur



For Chirayu Kath Real Estate Private Limited

Director
Gautam Lath
DIN : 02735816

Director
Prashant Agarwal
DIN : 2348083



CHIRAYU KATH REAL ESTATE PRIVATE LIMITED
Statement of profit and loss for the year ended March 31, 2017


	Notes	For the year ended March 31, 2017 Rs	For the year ended March 31, 2016 Rs
Revenue from Operations		-	-
Other income		-	-
Total Income		-	-
Other expenses	14	1,50,898	1,46,205
Total expenses		1,50,898	1,46,205
Profit before exceptional items and tax		(1,50,898)	(1,46,205)
Add: Exceptional items		-	-
Profit before tax		(1,50,898)	(1,46,205)
Less: Tax expense		-	-
(1) Current tax		-	-
(2) Deferred tax	15	70,41,019	20,30,759
		70,41,019	20,30,759
Profit for the period from continuing operations		(71,91,917)	(21,76,964)
Profit for the period		(71,91,917)	(21,76,964)
Other Comprehensive Income			
A (i) Items that will not be reclassified to profit or loss		-	-
A (ii) Income tax relating to items that will not be reclassified to profit or loss		-	-
B (i) Items that may be reclassified to profit or loss		-	-
B (ii) Income tax relating to items that may be reclassified to profit or loss		-	-
Total other comprehensive income		-	-
Total comprehensive income for the period		(71,91,917)	(21,76,964)
Profit for the period attributable to:			
- Owners of the Company		(71,91,917)	(21,76,964)
		(71,91,917)	(21,76,964)
Total comprehensive income for the period attributable to:			
- Owners of the Company		(71,91,917)	(21,76,964)
		(71,91,917)	(21,76,964)
Earnings per equity share (for continuing operation):	16		
(1) Basic/Diluted (in Rs.)		(719.19)	(217.70)
Earnings per equity share (for discontinued and continuing operation):			
(1) Basic/Diluted (in Rs.)		(719.19)	(217.70)

Significant Accounting Policies

1-4

Notes 1 to 21 forms part of the Financial Statements

In terms of our Report of even date attached

For S.BHANDARI & Co.
Chartered Accountants
FRN No. 000560C


 (Rupa Kumbhat)

 Partner

 M. No. 401084

 Date: 5th May, 2017


 Place: Jaipur

For Chirayu Kath Real Estate Private Limited


 Director

 Gautam Lath

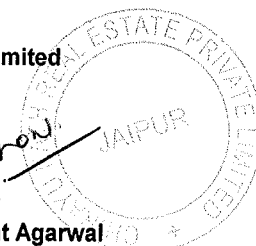
 DIN : 02735816



 Director

 Prashant Agarwal

 DIN : 2348083




CHIRAYU KATH REAL ESTATE PRIVATE LIMITED

Statement of cash flows for the year ended March 31, 2017

	For the year ended March 31, 2017 Rs	For the year ended March 31, 2016 Rs
Cash flows from operating activities		
Profit for the period	(71,91,917)	(21,76,964)
Adjustments for:		
Income tax expense recognised in profit or loss (continuing and discontinued operations)	70,41,019	20,30,759
	(1,50,898)	(1,46,205)
Movements in working capital:		
(Increase)/decrease in inventories	(2,28,71,358)	(2,02,51,615)
Increase/(Decrease) in other liabilities	88,729	86,758
	(2,27,82,629)	(2,01,64,857)
Cash generated from operations	(2,29,33,527)	(2,03,11,062)
Net cash generated by operating activities	(2,29,33,527)	(2,03,11,062)
Cash flows from investing activities		
Net cash (used in)/generated by investing activities	-	-
Cash flows from financing activities		
Proceeds from borrowings	1,98,92,443	1,77,66,956
Interest paid (Finance cost paid)	29,47,551	26,03,779
Net (used in)/ generated in financing activities	2,28,39,994	2,03,70,735
Net increase/ (decrease) in cash and cash equivalents	(93,533)	59,673
Cash and cash equivalents at the beginning of the period	1,71,445	1,11,772
Cash and cash equivalents at the end of the period	77,912	1,71,445


For S.BHANDARI & Co.
Chartered Accountants
FRN No. 000560C



(Rupal Kumbhat)
Partner
M. No. 401084



For Chirayu Kath Real Estate Private Limited


Director
Gautam Lath
DIN : 02735816


Director
Prashant Agarwal
DIN : 2348083



Date: 5th May, 2017
Place: Jaipur

Statement of changes in equity for the year ended March 31, 2017

Amt Rs

	Reserves and surplus			Items of other comprehensive income					Total				
	Securities premium reserve	General reserve	Cash Flow Hedge Reserve	Retained earnings	Debt instrument through other comprehensive	Equity instrument through other comprehensive	Effective portion of cash flow hedge	Revaluation surplus		Cash Flow Hedge Reserve	Other items of other comprehensive income (specify)	Money received against share	Attributable to owners of the parent
Balance as at April 1, 2016	-	-	-	5,59,46,774	-	-	-	-	-	-	-	5,59,46,774	-
Profit for the year	-	-	-	(71,91,917)	-	-	-	-	-	-	-	(71,91,917)	-
Other comprehensive income for the period, net of income tax	-	-	-	-	-	-	-	-	-	-	-	-	-
Total comprehensive income for the period	-	-	-	(71,91,917)	-	-	-	-	-	-	-	(71,91,917)	-
Payment of dividends	-	-	-	-	-	-	-	-	-	-	-	-	-
Additional non-controlling interests arising on acquisition	-	-	-	-	-	-	-	-	-	-	-	-	-
Disposal of partial interest in subsidiary	-	-	-	-	-	-	-	-	-	-	-	-	-
Securities Premium Received	-	-	-	-	-	-	-	-	-	-	-	-	-
Share issue costs	-	-	-	-	-	-	-	-	-	-	-	-	-
Transfer to retained earnings	-	-	-	-	-	-	-	-	-	-	-	-	-
Income tax relating to transactions with owners	-	-	-	-	-	-	-	-	-	-	-	-	-
Balance as at March 31, 2017	-	-	-	4,87,54,857	-	-	-	-	-	-	-	4,87,54,857	-

Statement of changes in equity for the period March 31, 2016

Amt Rs

	Reserves and surplus			Items of other comprehensive income					Total				
	Securities premium reserve	General reserve	Cash Flow Hedge Reserve	Retained earnings	Debt instrument through other comprehensive	Equity instrument through other comprehensive	Effective portion of cash flow hedge	Revaluation surplus		Cash Flow Hedge Reserve	Other items of other comprehensive income (specify)	Money received against share	Attributable to owners of the parent
Balance as at April 1, 2015	-	-	-	5,81,23,738	-	-	-	-	-	-	-	5,81,23,738	-
Profit for the period	-	-	-	(21,76,964)	-	-	-	-	-	-	-	(21,76,964)	-
Other comprehensive income for the period, net of income tax	-	-	-	-	-	-	-	-	-	-	-	-	-
Total comprehensive income for the period	-	-	-	(21,76,964)	-	-	-	-	-	-	-	(21,76,964)	-
Payment of dividends	-	-	-	-	-	-	-	-	-	-	-	-	-
Additional non-controlling interests arising on acquisition	-	-	-	-	-	-	-	-	-	-	-	-	-
Disposal of partial interest in subsidiary	-	-	-	-	-	-	-	-	-	-	-	-	-
Securities Premium Received	-	-	-	-	-	-	-	-	-	-	-	-	-
Share issue costs	-	-	-	-	-	-	-	-	-	-	-	-	-
Transfer to retained earnings	-	-	-	-	-	-	-	-	-	-	-	-	-
Income tax relating to transactions with owners	-	-	-	-	-	-	-	-	-	-	-	-	-
Balance as at March 31, 2016	-	-	-	5,59,46,774	-	-	-	-	-	-	-	5,59,46,774	-


In terms of our Report of even date attached

As per our report attached
For S. Bhandari & Co.,
Chartered Accountants
Firm No. 000560C



(Signature)
Rupal Kumbhat
Partner
M. No. 401084
Date: 5th May 2017
Place: Jaipur

For Chirayu Kath Real Estate Private Limited



(Signature)
Director
Prashant Agarwal
DIN : 2348083

(Signature)
Director
Gautam Lath
DIN : 02735816

Chirayu Kath Real Estate Private Limited

General Information & Significant Accounting Policies

1. General information

Chirayu Kath Real Estate Private Limited (CKREPL)(the Company) is a private limited company domicile and incorporated in India. Its parent company is Rajasthan Land Holdings Limited(RLHL)ultimate holding company is IL&FS Limited.It has two fellow subsidiaries M/sDevikaBuildestate Private Limited (DBPL), and 'M/s Flamingo Landbase Private Limited'(FLPL).

The address of its registered office and principal place of business is LIC JeevanNidhi Building, First Floor Ambedkar Circle, Jaipur. The company is engaged in the business of Real-estate Development in the State of Rajasthan. The Management has/intends to accumulate lands/plots which are along project site or with in the vicinity of the Mega Highway Project executed by M/s Road Infrastructure Development Company of Rajasthan Limited and utilize the same in projects like buildings, colonies, hotels, resorts, industrial parks, special economic zone, industrial development area, way side amenities, restaurants, real estates or interest therein and any rights over or connected with them or any other project which the Company can undertake as permissible under its object clause, either through itself or through a joint development model.

The company has upcoming projects alongwith its holding company namely residential township at Alwar land which is under possession of RLHL & CKREPL.

2. Significant accounting policies

The principal accounting policies are set out below:


2.1 Statement of compliance

The financial statements have been prepared in accordance with Indian Accounting Standards ("Ind ASs") notified under the Companies (Indian Accounting Standards) Rules, 2015, as amended from time to time.

Upto the year ended March 31, 2016, the Company prepared its financial statements in accordance with the requirements of previous GAAP, which includes Standards notified under the Companies (Accounting Standards) Rules, 2006.

These are Company's first Ind AS financial statements. The date of transition to Ind AS is April 1, 2015 and Companies (Indian Accounting Standards) Amendment Rules, 2016.

The company has prepared the Comparative Ind AS financial statements to establish the financial position (balance sheet), income (including results of operations and Other Comprehensive Income) and cash flows of the company necessary to provide the



comparative financial information to be included in this company's first complete set of Ind AS financial statements as at 31st march, 2017. The comparative Ind-AS financial statements do not themselves include comparative financial information for the prior period.

Refer Note 4.1 for the details of first-time adoption exemptions availed by the Company and refer Note 4.2 for reconciliation with IGAAP figures.

The financial statements are approved for issue by the Company's Board of Directors on 5th May, 2017.

2.2 Basis of preparation and presentation

The financial statements have been prepared in accordance with Indian Accounting Standards (IndAS) under the historical cost basis, except certain financial instruments measured at fair values, as explained in the accounting policies below.


Historical cost is generally based on the fair value of the consideration given in exchange for goods and services. Fair value is the price that would be received to sell an asset or paid to transfer a liability in an orderly transaction between market participants at the measurement date, regardless of whether that price is directly observable or estimated using another valuation technique. In estimating the fair value of an asset or a liability, the Company takes into account the characteristics of the asset or liability if market participants would take those characteristics into account when pricing the asset or liability at the measurement date. Fair value for measurement and/or disclosure purposes in these financial statements is determined on this basis.

2.3 Use of Estimates

The preparation of the financial statements in conformity with Ind AS requires management to make estimates, judgments and assumptions. These estimates, judgments and assumptions affect the application of accounting policies and the reported amounts of assets and liabilities, the disclosures of contingent assets and liabilities at the date of the financial statements and reported amounts of revenues and expenses during the period.

2.4 Borrowing costs

Borrowing costs are recognised in the period to which they relate, regardless of how the funds have been utilised, except where it relates to the financing of construction of development of assets requiring a substantial period of time to prepare for their intended future use. Interest is capitalised up to the date when the asset is ready for its intended use. The amount of interest capitalised (gross of tax) for the period is determined by applying the interest rate applicable to appropriate borrowings outstanding during the period to the average amount of accumulated expenditure for the assets during the period.



Investment income earned on the temporary investment of specific borrowings pending their expenditure on qualifying assets is deducted from the borrowing costs eligible for capitalization.

All other borrowing costs are recognised in profit or loss in the period in which they are incurred.

2.5 Non-current assets held for sale


Non-current assets and disposal companies are classified as held for sale if their carrying amount will be recovered principally through a sale transaction rather than through continuing use. This condition is regarded as met only when the asset (or disposal company) is available for immediate sale in its present condition subject only to terms that are usual and customary for sales of such asset (or disposal company) and its sale is highly probable. Management must be committed to the sale, which should be expected to qualify for recognition as a completed sale within one year from the date of classification.

When the Company is committed to a sale plan involving loss of control of a subsidiary, all of the assets and liabilities of that subsidiary are classified as held for sale when the criteria described above are met, regardless of whether the Company will retain a non-controlling interest in its former subsidiary after the sale.

When the Company is committed to a sale plan involving disposal of an investment, or a portion of an investment, in an associate or joint venture, the investment or the portion of the investment that will be disposed of is classified as held for sale when the criteria described above are met, and the Company discontinues the use of the equity method in relation to the portion that is classified as held for sale. Any retained portion of an investment in an associate or a joint venture that has not been classified as held for sale continues to be accounted for using the equity method. The Company discontinues the use of the equity method at the time of disposal when the disposal results in the Company losing significant influence over the associate or joint venture.

After the disposal takes place, the Company accounts for any retained interest in the associate or joint venture in accordance with Ind AS 109 unless the retained interest continues to be an associate or a joint venture, in which case the Company uses the equity method (see the accounting policy regarding investments in associates or joint ventures above).

Non-current assets (and disposal companies) classified as held for sale are measured at the lower of their carrying amount and fair value less costs to sell.



2.6 Inventories

Property acquired or being constructed for sale in the ordinary course of business, rather than to be held for rental or capital appreciation, is held as inventory property and is measured at the lower of cost and NRV.

Cost includes:

- Freehold and leasehold rights for land
- Amounts paid to contractors for construction
- Borrowing costs, planning and design costs, costs of site preparation, professional fees for legal services, property transfer taxes, construction overheads and other related costs

Non-refundable commissions paid to sales or marketing agents on the sale of real estate units are expensed when paid.

NRV is the estimated selling price in the ordinary course of the business, based on market prices at the reporting date and discounted for the time value of money if material, less costs to completion and the estimated costs of sale.

The cost of inventory property recognised in profit or loss on disposal is determined with reference to the specific costs incurred on the property sold and an allocation of any non-specific costs based on the relative size of the property sold.


2.7 Revenue Recognition

Revenue is recognised to the extent that it is probable that the economic benefits will flow to the Group and the revenue can be reliably measured, regardless of when the payment is being made. Revenue is measured at the fair value of the consideration received or receivable, taking into account contractually defined terms of payment and excluding taxes or duty. The Group has concluded that it is the principal in all of its revenue arrangements since it is the primary obligor in most of the revenue arrangements, it has pricing latitude and is also exposed to inventory and credit risks.

The specific recognition criteria described below must also be met before revenue is recognised.

2.7.1 Sale of completed property

A property is regarded as sold when the significant risks and returns have been transferred to the buyer, which is normally on unconditional exchange of contracts. For conditional exchanges, sales are recognised only when all the significant conditions are satisfied.



2.7.2 Sales of property under development

Where property is under development and agreement has been reached to sell such property when construction is complete, the directors consider whether the contract comprises:

- A contract to construct a property Or
- A contract for the sale of a completed property

Where a contract is judged to be for the construction of a property, revenue is recognised using the percentage-of-completion method as construction progresses.

Where the contract is judged to be for the sale of a completed property, revenue is recognised when the significant risks and rewards of ownership of the real estate have been transferred to the buyer. If, however, the legal terms of the contract are such that the construction represents the continuous transfer of work in progress to the purchaser, the percentage-of-completion method of revenue recognition is applied and revenue is recognised as work progresses. Continuous transfer of work in progress is applied when:

- The buyer controls the work in progress, typically when the land on which the development takes place is owned by the final customer
- All significant risks and rewards of ownership of the work in progress in its present state are transferred to the buyer as construction progresses, typically, when buyer cannot put the incomplete property back to the Group

In such situations, the percentage of work completed is measured based on the costs incurred up until the end of the reporting period as a proportion of total costs expected to be incurred.

2.7.3 Finance income


Finance income is recognised as it accrues using the effective interest rate (EIR) method. EIR is the rate that exactly discounts the estimated future cash payments or receipts over the expected life of the financial instrument or a shorter period, where appropriate, to the net carrying amount of the financial asset or liability. Finance income is included in finance income in the income statement.

2.8 Property, plant and equipment

Property, plant and equipment acquired by the Company are reported at acquisition cost, with deductions for accumulated depreciation and impairment losses, if any.


The acquisition cost includes the purchase price (excluding refundable taxes) and expenses, such as delivery and handling costs, installation, legal services and consultancy services, directly attributable to bringing the asset to the site and in working condition for its intended use.

Where the construction or development of any asset requiring a substantial period of time to set up for its intended use is funded by borrowings, the corresponding borrowing costs are capitalised up to the date when the asset is ready for its intended use.



Depreciation on property, plant and equipment is computed as under:

Asset	Useful life based on SLM
Premises	60 Years
Computers and Data Processing Equipment (other than Server & Networking)	3 Years
Office Equipment	5 Years
Furniture and Fixtures	10 Years
Plant & Machinery	15 Years
Electrical Installation	10 Years
Data Processing Equipment (Server & Networking)	4
Mobile Phones and I pad / Tablets	Fully depreciated in the year of purchase
Specialised office equipment's	3
Vehicles	5
Assets provided to employees	3
Leasehold improvement costs	Amortised over Primary period of Lease
All categories of assets costing less than Rs.5,000/- each	Fully depreciated in the year of purchase



Leased assets

Type of Lease	Capitalisation	Depreciation Policy
Operating Lease	At Cost including incidental expenses to bring the asset to its working condition for its intended use	Straight Line Method at the rates provided under Schedule II to the Companies Act, 2013
Capital Expenditure on renovation / Improvements to Leasehold Premises	At Cost	Amortised over the primary period of the leasehold premises

The estimated useful lives, residual values and depreciation method are reviewed at the end of each reporting period, with the effect of any changes in estimate accounted for on a prospective basis.

Assets held under finance leases are depreciated over their expected useful lives on the same basis as owned assets. However, when there is no reasonable certainty that ownership will be obtained by the end of the lease term, assets are depreciated over the shorter of the lease term and their useful lives.

An item of property, plant and equipment is derecognised upon disposal or when no future economic benefits are expected to arise from the continued use of the asset. Any gain or loss arising on the disposal or retirement of an item of property, plant and equipment is determined as the difference between the sales proceeds and the carrying of the asset and is recognised in profit or loss.


2.9 Intangible assets

Intangible assets are reported at acquisition cost with deductions for accumulated amortisation and impairment losses, if any.

Acquired intangible assets are reported separately from goodwill if they fulfil the criteria for qualifying as an asset, implying they can be separated or they are based on contractual or other legal rights and that their market value can be established in a reliable manner.

An impairment test of such intangible assets is conducted annually or more often if there is an indication of a decrease in value. The impairment loss, if any, is reported in the Statement of Profit and Loss.

Intangible assets are amortised on a “straight line” basis over their estimated useful lives. The estimated useful life of software is four years.



2.10 Financial instruments

A financial instrument is any contract that gives rise to a financial asset of one entity and a financial liability or equity instrument of another entity.

Financial assets and financial liabilities are recognised when a company becomes a party to the contractual provisions of the instruments.

Financial assets and financial liabilities are initially measured at fair value. Transaction costs that are directly attributable to the acquisition or issue of financial assets and financial liabilities (other than financial assets and financial liabilities at fair value through profit or loss) are added to or deducted from the fair value of the financial assets or financial liabilities, as appropriate, on initial recognition. Transaction costs directly attributable to the acquisition of financial assets or financial liabilities at fair value through profit or loss ("FVTPL") are recognised immediately in the statement of profit and loss.

2.11 Fair Value Measurement

The Company measures financial instruments, such as, derivatives at fair value at each balance sheet date.

Fair value is the price that would be received to sell an asset or paid to transfer a liability in an orderly transaction between market participants at the measurement date. The fair value measurement is based on the presumption that the transaction to sell the asset or transfer the liability takes place either:


- In the principal market for the asset or liability, or
- In the absence of a principal market, in the most advantageous market for the asset or liability

The principal or the most advantageous market must be accessible by the Company.

The fair value of an asset or a liability is measured using the assumptions that market participants would use when pricing the asset or liability, assuming that market participants act in their economic best interest.

A fair value measurement of a non-financial asset takes into account a market participant's ability to generate economic benefits by using the asset in its highest and best use or by selling it to another market participant that would use the asset in its highest and best use.

The Company uses valuation techniques that are appropriate in the circumstances and for which sufficient data are available to measure fair value, maximising the use of relevant observable inputs and minimising the use of unobservable inputs.



All assets and liabilities for which fair value is measured or disclosed in the financial statements are categorised within the fair value hierarchy, described as follows, based on the lowest level input that is significant to the fair value measurement as a whole:

- Level 1 — Quoted (unadjusted) market prices in active markets for identical assets or liabilities
- Level 2 — Valuation techniques for which the lowest level input that is significant to the fair value measurement is directly or indirectly observable
- Level 3 — Valuation techniques for which the lowest level input that is significant to the fair value measurement is unobservable

For assets and liabilities that are recognised in the financial statements on a recurring basis, the Company determines whether transfers have occurred between levels in the hierarchy by re-assessing categorisation (based on the lowest level input that is significant to the fair value measurement as a whole) at the end of each reporting period.

The Company's management determines the policies and procedures for both recurring fair value measurement, such as derivative instruments and unquoted financial assets measured at fair value, and for non-recurring measurement, such as assets held for distribution in discontinued operations.

External valuers are involved for valuation of significant assets, such as properties and significant liabilities, such as contingent consideration.

For the purpose of fair value disclosures, the Company has determined classes of assets and liabilities on the basis of the nature, characteristics and risks of the asset or liability and the level of the fair value hierarchy as explained above.


This note summarises accounting policy for fair value. Other fair value related disclosures are given in the relevant notes to financial statements.

2.12 Impairment

(i) Impairment of financial assets

In accordance with Ind AS 109, the company applies expected credit loss (ECL) model for measurement and recognition of impairment loss on the following financial assets and credit risk exposure:

- a) Financial assets that are debt instruments, and are measured at amortised cost e.g., loans, debt securities, deposits, trade receivables and bank balance
- b) Lease receivables under Ind AS 17



c) Trade receivables or any contractual right to receive cash or another financial asset that result from transactions that are within the scope of Ind AS 11 and Ind AS 18 (referred to as 'contractual revenue receivables' in these illustrative financial statements)

d) Loan commitments which are not measured as at FVTPL

e) Financial guarantee contracts which are not measured as at FVTPL

The Company measures the loss allowance for a financial instrument at an amount equal to the lifetime expected credit losses if the credit risk on that financial instrument has increased significantly since initial recognition. If the credit risk on a financial instrument has not increased significantly since initial recognition, the Company measures the loss allowance for that financial instrument at an amount equal to 12-month expected credit losses.


However, for trade receivables, the Company measures the loss allowance at an amount equal to lifetime expected credit losses. In cases where the amounts are expected to be realized upto one year from the date of the invoice, loss for the time value of money is not recognised, since the same is not considered to be material.

When making the assessment of whether there has been a significant increase in credit risk since initial recognition, the Company uses the change in the risk of a default occurring over the expected life of the financial instrument instead of the change in the amount of expected credit losses. To make that assessment, the Company compares the risk of a default occurring on the financial instrument as at the reporting date with the risk of a default occurring on the financial instrument as at the date of initial recognition and considers reasonable and supportable information, that is available without undue cost or effort, that is indicative of significant increases in credit risk since initial recognition.

(ii) Tangible and intangible assets other than goodwill

At the end of each reporting period, the Company reviews the carrying amounts of its tangible and intangible assets to determine whether there is any indication that those assets have suffered an impairment loss. If any such indication exists, the recoverable amount of the asset is estimated in order to determine the extent of the impairment loss (if any). When it is not possible to estimate the recoverable amount of an individual asset, [the Company] the Company estimates the recoverable amount of the cash-generating unit to which the asset belongs. When a reasonable and consistent basis of allocation can be identified, corporate assets are also allocated to individual cash-generating units, or otherwise they are allocated to the smallest company of cash-generating units for which a reasonable and consistent allocation basis can be identified.

In assessing value in use, the estimated future cash flows are discounted to their present value using appropriate discount rate.



Intangible assets with indefinite useful lives and intangible assets not yet available for use are tested for impairment annually, or whenever there is an indication that the asset may be impaired.

Recoverable amount is the higher of fair value less costs of disposal and value in use.

If the recoverable amount of an asset (or cash-generating unit) is estimated to be less than its carrying amount, the carrying amount of the asset (or cash-generating unit) is reduced to its recoverable amount. An impairment loss is recognised immediately in profit or loss.

Goodwill is tested for impairment annually as at year end and when circumstances indicate that the carrying value may be impaired.

Impairment is determined for goodwill by assessing the recoverable amount of each CGU (or company of CGUs) to which the goodwill relates. When the recoverable amount of the CGU is less than its carrying amount, an impairment loss is recognised. Impairment losses relating to goodwill cannot be reversed in future periods.


A previously recognised impairment loss is reversed only if there has been a change in the assumptions used to determine the asset's recoverable amount since the last impairment loss was recognised. The reversal is limited so that the carrying amount of the asset does not exceed its recoverable amount, nor exceed the carrying amount that would have been determined, net of depreciation, had no impairment loss been recognised for the asset in prior years. Such reversal is recognised in the statement of profit or loss unless the asset is carried at a revalued amount, in which case, the reversal is treated as a revaluation increase.

2.13 Provisions

Provisions are recognised when the Company has a present obligation (legal or constructive) as a result of a past event, it is probable that an outflow of resources embodying economic benefits will be required to settle the obligation and a reliable estimate can be made of the amount of the obligation. The amount recognised as a provision is the best estimate of the consideration required to settle the present obligation at the end of the reporting period, taking into account the risks and uncertainties surrounding the obligation.

When the Company expects some or all of a provision to be reimbursed, for example, under an insurance contract, the reimbursement is recognised as a separate asset, but only when the reimbursement is virtually certain. The expense relating to a provision is presented in the statement of profit and loss net of any reimbursement.

If the effect of the time value of money is material, provisions are discounted using a current pre-tax rate that reflects, when appropriate, the risks specific to the liability. When discounting is used, the increase in the provision due to the passage of time is recognised as a finance cost.



2.13.1 Onerous contracts

Present obligations arising under onerous contracts are recognised and measured as provisions. An onerous contract is considered to exist where the Company has a contract under which the unavoidable costs of meeting the obligations under the contract exceed the economic benefits expected to be received from the contract.

2.14 Taxation

2.14.1 Current tax

The tax currently payable is based on taxable profit for the year. Taxable profit differs from 'profit before tax' as reported in the statement of profit and loss because of items of income or expense that are taxable or deductible in other years and items that are never taxable or deductible. The Company's current tax is calculated using tax rates that have been enacted or substantively enacted by the end of the reporting period.

2.14.2 Deferred tax


Deferred tax is recognised on temporary differences between the carrying amounts of assets and liabilities in the financial statements and are measured at the tax rates that are expected to apply in the period in which the liability is settled or the asset realised, based on tax rates (and tax laws) that have been enacted or substantively enacted by the end of the reporting period.

Deferred tax liabilities are generally recognised for all taxable temporary differences except where the Company is able to control the reversal of the temporary difference and it is probable that the temporary difference will not reverse in the foreseeable future. Deferred tax assets (including unused tax credits such as MAT credit and unused tax losses such as carried forward business loss and unabsorbed depreciation) are generally recognised for all deductible temporary differences to the extent that it is probable that taxable profits will be available against which those deductible temporary differences can be utilized. In addition, deferred tax liabilities are not recognised if the temporary difference arises from the initial recognition of goodwill.

The carrying amount of deferred tax assets is reviewed at the end of each reporting period and reduced to the extent it is no longer probable that sufficient taxable profits will be available to allow all or part of the asset to be recovered.

2.14.3 Current and deferred tax for the year

Current and deferred tax are recognised in profit or loss, except when they relate to items that are recognised in other comprehensive income or directly in equity, in which case, the current and deferred tax are also recognised in other comprehensive income or directly in



equity respectively. Where current tax or deferred tax arises from the initial accounting for a business combination, the tax effect is included in the accounting for the business combination.

2.15 Employee benefits

2.15.1 Retirement benefit costs and termination benefits

Payments to defined contribution retirement benefit plans are recognised as an expense when employees have rendered service entitling them to the contributions.

For defined benefit retirement benefit plans, the cost of providing benefits is determined using the projected unit credit method, with actuarial valuations being carried out at the end of each annual reporting period. Re-measurement, comprising actuarial gains and losses, the effect of the changes to the asset ceiling (if applicable) and the return on plan assets (excluding net interest), is reflected immediately in the balance sheet with a charge or credit recognised in other comprehensive income in the period in which they occur. Re measurement recognised in other comprehensive income is reflected immediately in retained earnings and will not be reclassified to profit or loss. Past service cost is recognised in profit or loss in the period of a plan amendment. Net interest is calculated by applying the discount rate at the beginning of the period to the net defined benefit liability or asset.

Defined benefit costs are categorised as follows:


- service cost (including current service cost, past service cost, as well as gains and losses on curtailments and
- net interest expense or income; and
- re-measurement

The Company presents the first two components of defined benefit costs in profit or loss in the line item 'Employee benefits expense'. Curtailment gains and losses are accounted for as past service costs.

The present value of the defined benefit plan liability is calculated using a discount rate which is determined by reference to market yields at the end of the reporting period on government bonds.

The retirement benefit obligation recognised in the balance sheet represents the actual deficit or surplus in the Company's defined benefit plans. Any surplus resulting from this calculation is limited to the present value of any economic benefits available in the form of refunds from the plans or reductions in future contributions to the plans.

A liability for a termination benefit is recognised at the earlier of when the entity can no longer withdraw the offer of the termination benefit and when the entity recognizes any



related restructuring costs.

2.15.2 Short-term and other long-term employee benefits

A liability is recognised for benefits accruing to employees in respect of wages and salaries, annual leave and sick leave in the period the related service is rendered at the undiscounted amount of the benefits expected to be paid in exchange for that service.

Liabilities recognised in respect of short-term employee benefits are measured at the undiscounted amount of the benefits expected to be paid in exchange for the related service. Liabilities recognised in respect of other long-term employee benefits are measured at the present value of the estimated future cash outflows expected to be made by the Company in respect of services provided by employees up to the reporting date.

2.16 Financial assets

All regular way purchases or sales of financial assets are recognised and derecognised on a trade date basis. Regular way purchases or sales are purchases or sales of financial assets that require delivery of assets within the time frame established by regulation or convention in the marketplace.

All recognised financial assets are subsequently measured in their entirety at either amortised cost or fair value, depending on the classification of the financial assets.

2.16.1 Classification of financial assets – debt instruments


Debt instruments that meet the following conditions are subsequently measured at amortised cost (except for debt instruments that are designated as at fair value through profit or loss on initial recognition):

- the asset is held within a business model whose objective is to hold assets in order to collect contractual cashflows;
- the contractual terms of the instrument give rise on specified dates to cash flows that are solely payments of principal and interest on the principal amount outstanding.

Debt instruments that meet the following conditions are subsequently measured at fair value through other comprehensive income ("FVOCI") (except for debt instruments that are designated as at fair value through profit or loss on initial recognition):

- the asset is held within a business model whose objective is achieved both by collecting contractual cash flows and selling financial assets; and
- the contractual terms of the instrument give rise on specified dates to cash flows that are solely payments of principal and interest on the principal amount outstanding.

All other debt instruments are subsequently measured at fair value.



2.16.2 Amortised cost and Effective interest method

The effective interest method is a method of calculating the amortised cost of a debt instrument and of allocating interest income over the relevant period. The effective interest rate is the rate that exactly discounts estimated future cash receipts (including all fees and points paid or received that form an integral part of the effective interest rate, transaction costs and other premiums or discounts) through the expected life of the debt instrument, or, where appropriate, a shorter period, to the net carrying amount on initial recognition.

Income is recognised on an effective interest basis for debt instruments other than those financial assets classified as at FVTPL. Interest income is recognised in profit or loss and is included in the "Other income" line item.

2.16.3 Investments in equity instruments at FVOCI:

On initial recognition, the Company makes an irrevocable election (on an instrument-by-instrument basis) to present the subsequent changes in fair value in other comprehensive income. This election is not permitted if the equity investment is held for trading. These elected investments are initially measured at fair value plus transaction costs. Subsequently, they are measured at fair value with gains and losses arising from changes in fair value recognised in other comprehensive income and accumulated in the 'Reserve for equity instruments through other comprehensive income'. The cumulative gain or loss is not reclassified to profit or loss on disposal of the investments.


Changes in the carrying amount of investments in equity instruments at FVOCI relating to changes in foreign currency rates are recognised in other comprehensive income.

Dividends on these equity instruments are recognised in profit or loss when the Company's right to receive the dividends is established, it is probable that the economic benefits associated with the dividend will flow to the entity, the dividend does not represent a recovery of part of cost of the investment and the amount of dividend can be measured reliably. Dividends recognised in profit or loss are included in the 'Other income' line item.

2.16.4 Financial assets at FVTPL

Investments in equity instruments are classified as at FVTPL, unless the Company irrevocably elects on initial recognition to present subsequent changes in FVOCI for equity instruments which are not held for trading.

Debt instruments that do not meet the amortised cost or FVOCI criteria are measured at FVTPL. In addition, debt instruments that meet the amortised cost or FVOCI criteria but are designated as at FVTPL are measured at FVTPL.



A debt instrument that meets the amortised cost or FVTOCI criteria may be designated as at FVTPL upon initial recognition if such designation eliminates or significantly reduces a measurement or recognition inconsistency that would arise from measuring assets or liabilities or recognising the gains and losses on them on different bases. The Company has not designated any debt instrument as at FVTPL.]

Financial assets at FVTPL are measured at fair value at the end of each reporting period, with any gains or losses arising on re-measurement recognised in profit or loss. The net gain or loss recognised in profit or loss is included in the "Other income" line item.

2.16.5 Reclassification of financial assets


The company determines classification of financial assets and liabilities on initial recognition. After initial recognition, no reclassification is made for financial assets which are equity instruments and financial liabilities. For financial assets which are debt instruments, a reclassification is made only if there is a change in the business model for managing those assets. Changes to the business model are expected to be infrequent. The company's senior management determines change in the business model as a result of external or internal changes which are significant to the company's operations. Such changes are evident to external parties. A change in the business model occurs when the company either begins or ceases to perform an activity that is significant to its operations. If the company reclassifies financial assets, it applies the reclassification prospectively from the reclassification date which is the first day of the immediately next reporting period following the change in business model. The company does not restate any previously recognised gains, losses (including impairment gains or losses) or interest.

2.16.6 Offsetting of financial instruments

Financial assets and financial liabilities are offset and the net amount is reported in the consolidated balance sheet if there is a currently enforceable legal right to offset the recognised amounts and there is an intention to settle on a net basis, to realise the assets and settle the liabilities simultaneously.

2.16.7 Derecognition of financial assets

The Company derecognises a financial asset when the contractual rights to the cash flows from the asset expire, or when it transfers the financial asset and substantially all the risks and rewards of ownership of the asset to another party. If the Company neither transfers nor retains substantially all the risks and rewards of ownership and continues to control the transferred asset, the Company recognises its retained interest in the asset and an associated



liability for amounts it may have to pay. If [the Company retains substantially all the risks and rewards of ownership of a transferred financial asset, the Company continues to recognise the financial asset and also recognises a collateralized borrowing for the proceeds received.


On derecognition of a financial asset in its entirety, the difference between the asset's carrying amount and the sum of the consideration received and receivable and the cumulative gain or loss that had been recognised in other comprehensive income and accumulated in equity is recognised in profit or loss if such gain or loss would have otherwise been recognised in profit or loss on disposal of that financial asset.

On derecognition of a financial asset other than in its entirety (e.g., when the Company retains an option to repurchase part of a transferred asset), the Company allocates the previous carrying amount of the financial asset between the part it continues to recognise under continuing involvement, and the part it no longer recognises on the basis of the relative fair values of those parts on the date of the transfer. The difference between the carrying amount allocated to the part that is no longer recognised and the sum of the consideration received for the part no longer recognised and any cumulative gain or loss allocated to it that had been recognised in other comprehensive income is recognised in profit or loss if such gain or loss would have otherwise been recognised in profit or loss on disposal of that financial asset. A cumulative gain or loss that had been recognised in other comprehensive income is allocated between the part that continues to be recognised and the part that is no longer recognised on the basis of the relative fair values of those parts.

2.16.8 Modification of Cash Flows of financial assets and revision in estimates of Cash flows

When the contractual cash flows of a financial asset are renegotiated or otherwise modified and the renegotiation or modification does not result in the derecognition of that financial asset in accordance with Ind AS 109, the Company recalculates the gross carrying amount of the financial asset and recognises a modification gain or loss in profit or loss. The gross carrying amount of the financial asset is recalculated as the present value of the renegotiated or modified contractual cash flows that are discounted at the financial asset's original effective interest rate. Any costs or fees incurred are adjusted to the carrying amount of the modified financial asset and are amortised over the remaining term of the modified financial asset.

If the Company revises its estimates of payments or receipts (excluding modifications and changes in estimates of expected credit losses), it adjusts the gross carrying amount of the financial asset or amortised cost of a financial liability to reflect actual and revised estimated contractual cash flows. The Company recalculates the gross carrying amount of the financial asset or amortised cost of the financial liability as the present value of the estimated future contractual cash flows that are discounted at the financial instrument's original effective interest rate. The adjustment is recognised in profit or loss as income or expense.



2.17 Financial liabilities and equity instruments

2.17.1 Classification as debt or equity

Debt and equity instruments issued by a Company are classified as either financial liabilities or as equity in accordance with the substance of the contractual arrangements and the definitions of a financial liability and an equity instrument.

2.17.2 Compound instruments

The components of compound instruments are classified separately as financial liabilities and equity in accordance with the substance of the contractual arrangements and the definitions of a financial liability and an equity instrument. A conversion option that will be settled by issue of fixed number of the Company's own equity instruments in exchange of a fixed amount of cash or another financial asset is an equity instrument.


At the date of issue, the fair value of the liability component is estimated using the prevailing market interest rate for similar non-convertible instruments. This amount is recognised as a liability on an amortised cost basis using the effective interest method until extinguished upon conversion or at the instrument's maturity date.

The conversion option classified as equity is determined by deducting the amount of the liability component from the fair value of the compound instrument as a whole. This is recognised and included in equity, net of income tax effects, and is not subsequently remeasured. In addition, the conversion option classified as equity will remain in equity until the conversion option is exercised, in which case, the balance recognised in equity will be transferred to other component of equity. When the conversion option remains unexercised at the maturity date of the convertible note, the balance recognised in equity will be transferred to retained earnings. No gain or loss is recognised in profit or loss upon conversion or expiration of the conversion option.

Transaction costs that relate to the issue of the convertible notes are allocated to the liability and equity components in proportion to the allocation of the gross proceeds. Transaction costs relating to the equity component are recognised directly in equity. Transaction costs relating to the liability component are included in the carrying amount of the liability component and are amortised over the lives of the convertible notes using the effective interest method.

2.17.3 Financial liabilities

All financial liabilities are subsequently measured at amortised cost using the effective interest method or at FVTPL. However, financial liabilities that arise when a transfer of a financial asset does not qualify for derecognition or when the continuing involvement approach applies, financial guarantee contracts issued by the Company and commitments issued by the Company to provide a loan at below-market interest rate are measured in accordance with the specific accounting policies set out below.



2.17.3.1 Financial liabilities subsequently measured at amortised cost

Financial liabilities that are not held-for-trading and are not designated as at FVTPL are measured at amortised cost at the end of subsequent accounting periods. The carrying amounts of financial liabilities that are subsequently measured at amortised cost are determined based on the effective interest method. Interest expense that is not capitalised as part of costs of an asset is included in the 'Finance costs' line item.

The effective interest method is a method of calculating the amortized cost of a financial liability and of allocating interest expense over the relevant period. The effective interest rate is the rate that exactly discounts estimated future cash payments (including all fees and points paid or received that form an integral part of the effective interest rate, transaction costs and other premiums or discounts) through the expected life of the financial liability, or (where appropriate) a shorter period, to the net carrying amount on initial recognition.

2.17.3.2 Financial guarantee contracts


A financial guarantee contract is a contract that requires the issuer to make specified payments to reimburse the holder for a loss it incurs because a specified debtor fails to make payments when due in accordance with the terms

Financial guarantee contracts issued by the Company are initially measured at their fair values and, if not designated as at FVTPL, are subsequently measured at the higher of:

- the amount of loss allowance determined in accordance with impairment requirements of Ind AS 109; and
- the amount initially recognised less, when appropriate, the cumulative amount of income recognised in accordance with the principles of Ind AS 18.

2.17.3.3 Derecognition of financial liabilities

The Company derecognizes financial liabilities when, and only when, the Company's obligations are discharged, cancelled or have expired. An exchange between with a lender of debt instruments with substantially different terms is accounted for as an extinguishment of the original financial liability and the recognition of a new financial liability. Similarly, a substantial modification of the terms of an existing financial liability (whether or not attributable to the financial difficulty of the debtor) is accounted for as an extinguishment of the original financial liability and the recognition of a new financial liability. The difference between the carrying amount of the financial liability derecognised and the consideration paid and payable is recognised in profit or loss.



3. Recent accounting pronouncements

3.1 Standards issued but not yet effective

In March 2017, the Ministry of Corporate Affairs issued the Companies (Indian Accounting Standards) (Amendments) Rules, 2017, notifying amendments to Ind AS 7, 'Statement of cash flows' and Ind AS 102, 'Share-based payment.' These amendments are in accordance with the recent amendments made by International Accounting Standards Board (IASB) to IAS 7, 'Statement of cash flows' and IFRS 2, 'Share-based payment,' respectively. The amendments in respect of Cash Flow Statement are applicable to the company from April 1, 2017.

Amendment to Ind AS 7:

The amendment to Ind AS 7 requires the entities to provide disclosures that enable users of financial statements to evaluate changes in liabilities arising from financing activities, including both changes arising from cash flows and non-cash changes, suggesting inclusion of a reconciliation between the opening and closing balances in the balance sheet for liabilities arising from financing activities, to meet the disclosure requirement.

The company is evaluating the requirements of the amendment and the effect on the financial statements is being evaluated.

4 First-time adoption

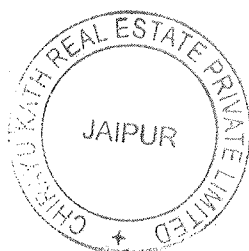
4.1 Optional exemptions

4.1.1 Overall principle

The Company has prepared the opening balance sheet as per Ind AS as of April 1, 2015 (the transition date) by recognizing all assets and liabilities whose recognition is required by Ind AS, not recognizing items of assets or liabilities which are not permitted by Ind AS, by reclassifying items from previous GAAP to Ind AS as required under Ind AS, and applying Ind AS in measurement of recognised assets and liabilities. However, this principle is subject to the certain exception and certain optional exemptions availed by the Company as detailed below.

4.1.2 Derecognition of financial assets and financial liabilities

The Company has applied the derecognition requirements of financial assets and financial liabilities prospectively for transactions occurring on or after April 1, 2015 (the transition date).



4.1.3 Classification of debt instruments


The Company has determined the classification of debt instruments in terms of whether they meet the amortized cost criteria or the FVOCI criteria based on the facts and circumstances that existed as of the transition date.

4.1.4 Impairment of financial assets

The Company has applied the impairment requirements of Ind AS 109 retrospectively; however, as permitted by Ind AS 101, it has used reasonable and supportable information that is available without undue cost or effort to determine the credit risk at the date that financial instruments were initially recognised in order to compare it with the credit risk at the transition date. Further, the Company has not undertaken an exhaustive search for information when determining, at the date of transition to Ind ASs, whether there have been significant increases in credit risk since initial recognition, as permitted by Ind AS 101.

4.1.5 Determining whether an arrangement contains a lease


The Company has applied Appendix C of Ind AS 17 Determining whether an Arrangement contains a Lease to determine whether an arrangement existing at the transition date contains a lease on the basis of facts and circumstances existing at that date.



4.2) Reconciliation of Balance Sheet

Amt Rs

	As at March 31, 2016				As at April 1, 2015			
	(End of last period presented under previous GAAP)				(Date of transition)			
	Previous GAAP	Effect of transition to Ind AS	As per Ind AS balance sheet		Previous GAAP	Effect of transition to Ind AS	As per Ind AS balance sheet	
Non-current assets	-	-	-	-	-	-	-	-
Current assets								
(a) Inventories	26,17,75,527	(82,93,116)	25,34,82,411		23,72,98,600	(40,67,804)	23,32,30,796	
(b) Financial assets								
ii) Cash and cash equivalents	1,71,445		1,71,445		1,11,772		1,11,772	
(c) Other current assets	61,53,861		61,53,861		61,53,861		61,53,861	
Total current assets	26,81,00,833	(82,93,116)	25,98,07,717		24,35,64,233	(40,67,804)	23,94,96,429	
Total Assets	26,81,00,833	(82,93,116)	25,98,07,717		24,35,64,233	(40,67,804)	23,94,96,429	
Equity								
(a) Equity share capital	1,00,000	-	1,00,000		1,00,000	-	1,00,000	
(b) Other Equity	(8,12,180)	5,67,58,954	5,59,46,774		(6,65,975)	5,87,89,713	5,81,23,738	
Equity attributable to owners of the Company	(7,12,180)	5,67,58,954	5,60,46,774		(5,65,975)	5,87,89,713	5,82,23,738	
Total equity	(7,12,180)	5,67,58,954	5,60,46,774		(5,65,975)	5,87,89,713	5,82,23,738	
Non-current liabilities								
Financial liabilities								
(i) Borrowings	1,41,75,000	-	1,41,75,000		1,03,13,005	-	1,03,13,005	
(ii) Other financial liabilities	24,05,89,523	(9,31,50,303)	14,74,39,220		21,71,08,866	(8,87,99,136)	12,83,09,730	
Deferred tax liabilities (Net)		2,81,26,143	2,81,26,143			2,60,95,384	2,60,95,384	
Other non-current liabilities		-	-			-	-	
Total non-current liabilities	25,47,64,523	(6,50,24,160)	18,97,40,363		22,74,21,871	(6,27,03,752)	16,47,18,119	
Current liabilities								
(a) Financial liabilities								
(i) Other financial liabilities	1,39,01,299	(27,910)	1,38,73,389		1,66,47,904	(1,53,765)	1,64,94,139.00	
(b) Other current liabilities	1,47,191	-	1,47,191		60,433	-	60,433.00	
Total current liabilities	1,40,48,490	(27,910)	1,40,20,580		1,67,08,337	(1,53,765)	1,65,54,572.00	
Total liabilities	26,88,13,013	(6,50,52,070)	20,37,60,943		24,41,30,208	(6,28,57,517)	18,12,72,691.00	
Total equity and liabilities	26,81,00,833	(82,93,116)	25,98,07,717		24,35,64,233	(40,67,804)	23,94,96,429.00	



Other Equity April 01, 2015


The advances given by parent company not being on normal commercial terms, the substance of below market advance element has been ascertained and segregated from advance amount using DCF method and using the weighted average borrowing cost for normal commercial term loans for similar tenure, as discount rate. The below market element being the difference between the carrying amount and value determined using DCF method and residual being the advance element on normal commercial terms. The below market element so determined amounting to Rs. 5,86,55,602 (included in Rs5,87,89,713 above) has been credited to 'Other Equity' net of tax. Since there is no relevant Standard, the reference is made to the general concepts in the Conceptual Framework in order to reflect the substance of this part of the loan. The residual advance element has been accounted for as per Ind AS 109-Financial Instruments.

4.3) Reconciliation of total equity

	As at March 31, 2016	As at April 1, 2015
	(End of last period presented under previous GAAP)	(End of comparable interim period presented under previous GAAP)
Total equity / shareholders' funds under previous GAAP	(7,12,180)	(5,65,976)
Adjustments:		
EIR Adjustment	8,48,85,097	8,48,85,097
Deferred Tax	(2,81,28,143)	(2,60,95,384)
Total adjustment to equity	5,67,58,954	5,87,89,713
Total equity under Ind AS	5,60,46,774	5,82,23,738

4.4) Effect of Ind AS adoption on the statement of profit and loss

	Year ended March 31, 2016	
	(Latest period presented under previous GAAP)	Ind AS
	Previous GAAP	Effect of transition to Ind AS
Total Income	-	-
Expenses		
Other expenses	1,46,205	1,46,205
Total expenses	1,46,205	1,46,205
Profit before exceptional items and tax	(1,46,205)	(1,46,205)
Profit before tax	(1,46,205)	(1,46,205)
Less: Tax expense		
(1) Deferred tax		20,30,759
		20,30,759
Total comprehensive income for the period (IV+V)	(1,46,205)	(20,30,759)
		(21,76,964)



Incl As
Notes to the financial statements - continued
5. Inventories

Particulars	Amt Rs		
	As at March 31, 2017	As at March 31, 2016	As at April 1, 2015
Inventories (lower of cost and net realisable value)			
Work-in-progress	27,63,53,769	25,34,82,411	23,32,30,796
Total	27,63,53,769	25,34,82,411	23,32,30,796

5.1) Entire Inventories of Rs.27,63,53,769 (as at March 31, 2016: Rs.25,34,82,411) are expected to be recovered after more than twelve months.

5.2) Cost of Inventories in progress includes cost of land, development expenses and other overhead relating to projects. Considering the management's intention of the ultimate usage of the lands for upcoming project these have been classified under "Inventories in progress" under the head "Inventories".

5.3) Inventories (Work-in-progress) are valued at cost since the finished product in which they will be incorporated are expected to be sold at or above cost.

5.4) During the year, substantial administrative and technical activities were being undertaken in respect of land PWIP, such as liaising with Government authorities in connection with land use conversion and government allotment for development. CKREPL has been incurring expenses for Land Use Conversion. However, costs of Rs 61,08,376 have been incurred by ITUAL in respect of the government land for which no amount has been booked as liability by the company pending execution of agreement with ITUAL.

5.5) Certain land of the company (Khasra no. 406, measuring 0.27 acres) costing around Rs 38,80,162, being classified under Inventory WIP in the financial statements, has been observed as under encroachment/unauthorized occupation during the physical verification, necessary action in this respect is yet to be taken by the company

6. Cash and cash equivalents

For the purposes of the statement of cash flows, cash and cash equivalents include cash on hand and in banks, net of outstanding bank overdrafts. Cash and cash equivalents at the end of the reporting period as shown in the statement of cash flows can be reconciled to the related items in the balance sheet as follows:

Particulars	Amt Rs		
	As at March 31, 2017	As at March 31, 2016	As at April 1, 2015
Balances with Banks	77,124	1,70,658	1,10,945
Cash on hand	788	787	827
Cash and cash equivalents	77,912	1,71,445	1,11,772

6.1) DISCLOSURE ON SPECIFIED BANK NOTES (SBNs)


The details of specified bank notes and other denomination note as defined in the MCA notification G.S.R. 308(E) dated March 31, 2017, held and transacted during the period from November 8, 2016 to December, 30 2016, is given below:

Particulars	SBN*	Other Denomination Notes	Total
Closing cash in hand as on 08.11.2016	-	788	788
(+) Permitted receipts	-	-	-
(-) Permitted payments	-	-	-
-) Amount deposited in Banks	-	-	-
Closing cash in hand as on 30.12.2016	-	788	788

* For the purposes of this clause, the term 'Specified Bank Notes' shall have the same meaning provided in the notification of the Government of India, in the Ministry of Finance, Department of Economic Affairs number S.O. 3407(E), dated the 8th November, 2016.

7. Other assets - Current

Particulars	As at March 31, 2017	As at March 31, 2016	As at April 1, 2015
Others -			
- Preconstruction and Mobilisation advances paid to contractors and other advances	61,39,381	61,39,381	61,39,381
Misc Receivables	14,480	14,480	14,480
Total	61,53,861	61,53,861	61,53,861



INR AS
Notes to the financial statements - continued

8. Equity Share Capital

Particulars	As at March 31, 2017	As at March 31, 2016	As at April 1, 2015
Equity share capital	1,00,000	1,00,000	1,00,000
Total	1,00,000	1,00,000	1,00,000

Particulars	As at March 31, 2017	As at March 31, 2016	As at April 1, 2015
Authorised Share capital :			
50,000 equity shares of Rs. 10 each	5,00,000	5,00,000	5,00,000

Particulars	As at March 31, 2017	As at March 31, 2016	As at April 1, 2015
Issued and subscribed capital comprises:			
10,000 fully paid equity shares of Rs. 10 each (as at March 31, 2016: 10000 shares; as at April 1, 2015: 10000 shares)	1,00,000	1,00,000	1,00,000

8.1 Movement during the period

Particulars	For the Year ended March 31, 2017		For the Year ended March 31, 2016		For the Year ended April 1, 2015	
	Number of shares	Share capital (Amount)	Number of shares	Share capital (Amount)	Number of shares	Share capital (Amount)
Balance at the start of the period	10,000	1,00,000	10,000	1,00,000	10,000	1,00,000
Balance at the end of the period	10,000	1,00,000	10,000	1,00,000	10,000	1,00,000

Fully paid equity shares, which have a par value of Rs.10, carry one vote per share and carry a right to dividends.



Disclosures

8.2 Details of shares held by the holding company, the ultimate controlling party, their subsidiaries and associates

Particulars	As at March 31, 2017		As at March 31, 2016		As at April 1, 2015	
	Number of shares held	% holding in the class of shares	Number of shares held	% holding in the class of shares	Number of shares held	% holding in the class of shares
Rajasthan Land Holdings Limited, RLHL	10,000	100%	10,000	100%	10,000	100%
Total	10,000	100%	10,000	100%	10,000	100%

8.3 Details of shares held by each shareholder holding more than 5% shares

Particulars	As at March 31, 2017		As at March 31, 2016		As at April 1, 2015	
	Number of shares held	% holding in the class of shares	Number of shares held	% holding in the class of shares	Number of shares held	% holding in the class of shares
Fully paid equity shares						
Rajasthan Land Holdings Limited	10,000	100%	10,000	100%	10,000	100%
Total	10,000	100%	10,000	100%	10,000	100%



Notes to the financial statements - continued
Note 9

March 2017


	Reserves and surplus				Total	Non-controlling interests	Attributable to owners of the parent	Money received against share warrants	Total
	Other equity								
	Retained earnings	Total							
Balance as at April 1, 2016	5,59,46,774	5,59,46,774	-	5,59,46,774	-	5,59,46,774	-	5,59,46,774	
Profit for the year	(71,91,917)	(71,91,917)	-	(71,91,917)	-	(71,91,917)	-	(71,91,917)	
Total comprehensive income for the period	(71,91,917)	(71,91,917)	-	(71,91,917)	-	(71,91,917)	-	(71,91,917)	
Balance as at March 31, 2017	4,87,54,857	4,87,54,857	-	4,87,54,857	-	4,87,54,857	-	4,87,54,857	

Amt Rs

March 2016

	Reserves and surplus				Total	Non-controlling interests	Attributable to owners of the parent	Money received against share warrants	Total
	Other equity								
	Retained earnings	Total							
Balance as at April 1, 2015	5,81,23,738	5,81,23,738	-	5,81,23,738	-	5,81,23,738	-	5,81,23,738	
Profit for the period	(21,76,964)	(21,76,964)	-	(21,76,964)	-	(21,76,964)	-	(21,76,964)	
Total comprehensive income for the period	(21,76,964)	(21,76,964)	-	(21,76,964)	-	(21,76,964)	-	(21,76,964)	
Balance as at March 31, 2016	5,59,46,774	5,59,46,774	-	5,59,46,774	-	5,59,46,774	-	5,59,46,774	

Amt Rs



JVAS
Notes to the financial statements - continued

10. Non-current Borrowings

Particulars	Amt Rs	
	As at March 31, 2017	As at April 1, 2015
Unsecured – at amortised cost		
(i) Loans from related parties	2,44,88,005	1,41,75,000
Total Non-current borrowings	2,44,88,005	1,03,13,005

10.1 Summary of borrowing arrangements

(i) Amounts repayable to related parties of the Company. Loan-wise details are given below:

Loan amount	As at March 31, 2017			As at March 31, 2016			As at April 1, 2015		
	ROI	Repayment Date	Loan amount	ROI	Repayment Date	Loan amount	ROI	Repayment Date	
1,30,00,000	13.50%	03-01-2019	1,30,00,000	13.50%	03-01-2019	1,00,00,000	12.90%	14-05-2016	
1,00,00,000	13.75%	14-05-2019	11,75,000	13.75%	05-10-2018	3,13,005	13.15%	15-12-2016	
3,13,005	13.15%	15-12-2019							
11,75,000	13.75%	05-10-2018							

10.2. Age-wise analysis and Repayment terms of the Company's Long term Borrowings are as below:


Particulars	As at March 31, 2017		As at March 31, 2016		As at April 1, 2015	
	Amt Rs	As at March 31, 2016	Amt Rs	As at March 31, 2015	Amt Rs	As at April 1, 2015
1-2 Years	1,41,75,000	-	-	-	-	-
2-3 Years	1,03,13,005	1,41,75,000	1,03,13,005	B	-	-
3-4 Years	-	-	-	B	-	-
4-5 Years	-	-	-	-	-	-
5-6 Years	-	-	-	-	-	-
Total	2,44,88,005	1,41,75,000	1,03,13,005	-	-	-

QT = Quarterly, Y = Yearly and B = Bullet repayment

11. Other financial liabilities

11A. Other financial liabilities - Non Current

Particulars	Amt Rs	
	As at March 31, 2017	As at April 1, 2015
Loan from Related Parties (Unsecured)		
Rajasthan Land Holdings Limited	1,12,23,681	47,15,746
(a) Interest accrued	16,26,15,917	14,27,23,474
(b) Others :-		
-Advance Received from Rajasthan Land Holdings Limited (including accrued interest)	17,38,39,598	14,74,39,220
Total	17,38,39,598	12,83,05,730



Notes to the financial statements - continued

11B. Other financial liabilities - Current

Particulars	Amt. Rs		
	As at March 31, 2017	As at March 31, 2016	As at April 1, 2015
(a) Current maturities of long-term debt - Unsecured	-	1,03,13,005	1,30,00,000
(b) Interest accrued	-	35,60,384	34,94,139
Total	-	1,38,73,389	1,64,94,139

12. Deferred tax balances

The following is the analysis of deferred tax assets/(liabilities) presented in the balance sheet.

Particulars	As at March 31, 2017			As at March 31, 2016			As at April 1, 2015		
Deferred tax assets			2,59,802			1,79,288			1,34,111
Deferred tax liabilities			(3,54,26,964)			(2,83,05,431)			(2,62,29,495)
Net			(3,51,67,162)			(2,81,26,143)			(2,60,95,384)

During the period Company has recognized Deferred Tax Asset/liability as per details given below.


Deferred tax assets and deferred tax liabilities have been offset wherever the Company has a legally enforceable right to set off current tax assets against current tax liabilities and where the deferred tax assets and deferred tax liabilities relate to income taxes levied by the same taxation authority.

Deferred Tax Asset in respect of Unabsorbed Business Loss has been recognized to the extent reversals are available, considering reasonable certainty that sufficient future taxable income will be available against which such deferred tax assets can be realized, supported by business plan and considering past records and projected future taxable income.

Management considers the scheduled reversals of deferred income tax liabilities, projected future taxable income, and tax planning strategies in making the above assessments. The amount of the deferred income tax assets considered realizable, however, could be reduced in the near term if estimates of future taxable income during the carry forward period are reduced.

Year ended March 31, 2017

Particulars	Year ended March 31, 2017							
	Opening balance	Recognised in profit or loss	Recognised in other comprehensive income	Recognised directly in equity	Reclassified from equity to profit or loss	Acquisitions /disposals	Liabilities associated with assets classified as held for sale	Closing balance
Deferred tax (liabilities)/assets in relation to:								
Financial Liabilities	(2,83,05,431)	(71,21,533)	-	-	-	-	-	(3,54,26,964)
(A)	(2,83,05,431)	(71,21,533)	-	-	-	-	-	(3,54,26,964)
Tax losses	1,79,288	80,514	-	-	-	-	-	2,59,802
(B)	1,79,288	80,514	-	-	-	-	-	2,59,802
Total (A+B)	(2,81,26,143)	(70,41,019)	-	-	-	-	-	(3,51,67,162)



Notes to the financial statements - continued
Year ended March 31, 2016

Particulars	Opening balance	Recognised in profit or loss	Recognised in other comprehensive income	Recognised directly in equity	Reclassified from equity to profit or loss	Acquisitions /disposals	Liabilities associated with assets classified as held for sale	Closing balance
Deferred tax (liabilities)/assets in relation to:	(2,62,29,495)	(20,75,936)						(2,83,05,431)
Financial Liabilities								
(A)	(2,62,29,495)	(20,75,936)						(2,83,05,431)
Tax losses	1,34,111	45,177						1,79,288
Others								
(B)	1,34,111	45,177						1,79,288
Total (A+B)	(2,60,95,384)	(20,30,759)						(2,81,26,143)


13. Other current liabilities

Particulars	As at March 31, 2017	As at March 31, 2016	As at April 1, 2015	As at March 31, 2015
Others				
-Statutory dues	15,173	19,794	3,371	3,371
-Others	2,20,747	1,27,397	57,062	57,062
Total	2,35,920	1,47,191	60,433	60,433

On the basis of the information available with the Company and intimations received from suppliers (Trade payable and Other Payables) regarding their status

Particulars	As at 31-Mar-17		As at 31-Mar-16		As at 01-Apr-15	
	Rs	Rs	Rs	Rs	Rs	Rs
(i) Principal amount remaining unpaid to suppliers as on March 31, 2017:						
(ii) Amount of interest paid U/s 16 along with the amount of the payment made to the supplier beyond the appointed day during the year:						
(iii) Amount of interest due and remaining unpaid as on March 31, 2017:						
(iv) Amount of interest accrued and remaining unpaid as on March 31, 2017:						
(v) Amount of interest due and payable for the period of delay in making payment (which have been paid but beyond the appointed day during the year) but without adding the interest specified under this Act:						
(vi) Amount of further interest remaining due and payable even in the succeeding years, until such date when the interest dues above are actually paid to the small enterprise:						

The Company has compiled the above information based on the current information in its possession as at March 31, 2017 and the same has been relied upon by the Auditors.



14. Other expenses

Particulars	Amt Rs	
	Year ended March 31, 2017	Year ended March 31, 2016
Directors Fees	51,064	-
Bank Commission	356	467
Auditors' Remuneration	86,500	1,36,330
Professional Fees	11,078	5,750
ROC Fees	400	3,618
Miscellaneous expenses	1,500	40
Total	1,50,898	1,46,205

Payments to auditors	Amt Rs	
	Year ended March 31, 2017	Year ended March 31, 2016
a) For audit *	55,000	50,000
b) For other services	20,000	70,000
c) Service tax on Above	11,500	16,330
Total	86,500	1,36,330

* Includes Professional fees for IFC Audit and Audit of IND-AS transition for FY 16-17


15. Income taxes relating to continuing operations

15.1 Income tax recognised in profit or loss

Particulars	Amt Rs	
	Year ended March 31, 2017	Year ended March 31, 2016
Deferred tax		
In respect of the current period	28,22,098	20,30,759
Adjustments to deferred tax attributable to changes in tax rates and laws	42,18,921	
Total income tax expense recognised in the current period relating to continuing Operations	70,41,019	20,30,759

The income tax expense for the period can be reconciled to the accounting profit as follows:

Particulars	Amt Rs	
	Year ended March 31, 2017	Year ended March 31, 2016
Profit before tax from continuing operations	(1,50,898)	(1,46,205)
Substantively Enacted Tax Rate (%)	35.535	30.900
Accounting Profit/(Loss) multiplied by Tax Rate	(53,622)	(45,177)
Effect on deferred tax balances due to the change in income tax rate from 30.9% to 35.535% (substantively enacted)	42,18,921	-
Effect of fair valuation of advance taken from RLHL	28,75,720	20,75,936
Total Adjustments	70,94,641	20,75,936
Income tax expense recognised in profit or loss (relating to continuing operations)	70,41,019	20,30,759



Ind AS

Notes to the financial statements - continued

16. Earnings per share

Particulars	Year ended March 31, 2017	Year ended March 31, 2016
From Continuing operations	Rs. per share	Rs. per share
Basic earnings per share	(719.19)	(217.70)
Diluted earnings per share	(719.19)	(217.70)


16.1 Basic/ Diluted Earnings per share

The earnings and weighted average number of equity shares used in the calculation of basic/Diluted earnings per share are as follows.

Particulars	Year ended March 31, 2017	Year ended March 31, 2016
Profit for the period attributable to owners of the Company (A)	(71,91,917)	(21,76,964)
Weighted average number of equity shares for the purposes of basic earnings per share (B)	10,000	10,000
Basic Earnings per share (A/B)	(719.19)	(217.70)
Diluted Earnings per share (A/B)	(719.19)	(217.70)

17. Employee benefit plans

The Company does not have any employee on its payroll as on March 31, 2017, March 31, 2016 and April 01, 2015. Disclosure under the Ind AS-19, "Employees Benefits" is not required to be given for the respective years.



IL&FS
Notes to the financial statements - continued

18. Financial instruments

18.1 Capital management

The company manages its capital to ensure that it will be able to continue as going concern while maximising the return to stakeholders. The capital structure of the company consists of net debt (borrowings offset by cash and bank balances including accrued interest) and total equity of the Company (comprising issued capital, reserves, retained earnings).

The company is presently direct subsidiary of Rajasthan Land Holdings Limited (RLHL, IL&FS Group) and RLHL/ITNL has/had been extending financial support to the company towards implementation and execution of its upcoming ventures and meeting cash flow crunch during this project development phase. The funds infused by the parent company (RLHL) would be paid only if surplus cash flow is available and in absence of required cash flow, the loans shall be rolled over.

No changes were made in the objectives, policies or processes for managing capital during the years ended 31 March 2017, 31 March 2016 and 1 April 2015.

18.1.1 Gearing ratio

The gearing ratio at end of the reporting period was as follows.

Particulars	Amt Rs	
	As at March 31, 2017	As at April 1, 2015
Debt	19,83,27,603	15,51,16,874
Cash and bank balances	77,912	1,11,772
Net debt (i)	19,82,49,691	15,50,05,102
Total Equity (ii)	4,88,54,857	5,82,23,738
Net debt to equity ratio (i)/(ii)	4.06	2.66

18.2 Categories of financial instruments

Particulars	Amt Rs	
	As at March 31, 2017	As at April 1, 2015
Financial assets measured at amortised cost		
Cash and bank balances	77,912	1,11,772
Borrowings (including Interest Accrued)	19,83,27,603	15,51,16,874
Others	-	-


18.3 Financial risk management objectives

The company's financial risks mainly include market risk (interest rate risk), credit risk and liquidity risk.

18.4 Market risk

The company's activities expose it primarily to the financial risks of changes in interest rates.

There has been no change to the company's exposure to market risks or the manner in which these risks are managed and measured.



Notes to the financial statements - continued**18.5 Interest rate risk management**

The company is exposed to interest rate risk because it borrows funds primarily at floating interest rates. However, the interest rates are dependent on weighted average cost of borrowing of sponsor which are not expected to change very frequently and the estimate of the management is that these will not have a significant upward trend.

The company's exposures to interest rates on financial liabilities are detailed in the liquidity risk management section of this note.

18.5.1 Interest rate sensitivity analysis

The sensitivity analysis below has been determined based on the exposure to interest rates for borrowings at the end of the reporting period. For floating rate liabilities, the analysis is prepared assuming the amount of the liability outstanding at the end of the reporting period was outstanding for the whole year. A 50 basis point increase or decrease is used when reporting interest rate risk internally to key management personnel and represents management's assessment of the reasonably possible change in interest rates.

If interest rates had been 50 basis points higher/lower and all other variables were held constant, the company's loss for the year will remain unchanged as the entire borrowing cost is capitalised

18.6 Credit risk management

Credit risk refers to the risk that a counterparty will default on its contractual obligations resulting in financial loss to the company. The company has adopted a policy of only dealing with creditworthy counterparties and obtaining sufficient collateral, where appropriate, as a means of mitigating the risk of financial loss from defaults.



18.7 Liquidity risk management

The company manages liquidity risk by maintaining adequate reserves and reserve borrowing facilities, by continuously monitoring forecast and actual cash flows, and by matching the maturity profiles of financial liabilities. Promoters of the company have been providing funds for land purchase and working capital requirements which are extendable for further period on mutual agreement.

The following tables detail the company's remaining contractual maturity for its financial liabilities with agreed repayment periods. The tables have been drawn up based on the undiscounted cash flows of financial liabilities based on the earliest date on which the company can be required to pay. The tables include both interest and principal cash flows. To the extent that interest flows are floating rate, the undiscounted amount is derived from interest rate curves at the end of the reporting period. The contractual maturity is based on the earliest date on which the company may be required to pay.

Particulars	March 31, 2017		March 31, 2016		April 1, 2015		Amt Rs
	Non-interest bearing	Variable interest instruments	Fixed interest rate instruments	Non-interest bearing	Variable interest instruments	Fixed interest rate instruments	
Less than 3 month							
3 months to 1 year							
1-2 years							
2-3 years							
3-4 years							
4-5 years							
5+ years		47,21,34,052					
Total	-	47,21,34,052	-	46,53,92,627	46,25,63,225	46,25,63,225	

The amounts included above for variable interest rate instruments is subject to change if changes in variable interest rates differ to those estimates of interest rates determined at the end of the reporting period.



Notes to the financial statements - continued

The above figures are in respect of term loans from promoters which are extendable for further period on mutual agreement

18.8 Fair value measurements

This note provides information about how the company determines fair values of various financial assets and financial liabilities.


18.8.1 Fair value of financial assets and financial liabilities that are not measured at fair value (but fair value disclosures are required)

The Company assessed the fair value of the cash and cash equivalents approximate their carrying amount largely due to short term maturity of these instruments.

	As at March 31, 2017		As at March 31, 2016		As at April 1, 2015	
	Carrying amount	Fair value	Carrying amount	Fair value	Carrying amount	Fair value
Financial assets						
Financial assets at amortised cost:	77,912	77,912	1,71,445	1,71,445	1,11,772	1,11,772
- Cash and cash equivalents	77,912	77,912	1,71,445	1,71,445	1,11,772	1,11,772
Financial liabilities						
Financial liabilities held at amortised cost:	19,83,27,603	19,66,92,235	17,54,87,609	17,42,75,391	15,51,16,874	15,43,43,265
Borrowings (including Interest Accrued)	19,83,27,603	19,66,92,235	17,54,87,609	17,42,75,391	15,51,16,874	15,43,43,265

Except for cash and cash equivalents fair value of which approximate their carrying amount, All other instruments are fair valued using level 3 hierarchy

The fair values of the financial assets and financial liabilities included in the level 3 categories above have been determined in accordance with generally accepted pricing models based on a discounted cash flow analysis



IWAAS

Notes to the financial statements - continued

19. Commitments for expenditure

Particulars	Amt Rs		
	As at March 31, 2017	As at March 31, 2016	As at April 1, 2015
Other commitments - Contract value pending in aggregate for other works (net of advance given)	1,04,09,211	1,04,09,211	1,04,09,211
Total	1,04,09,211	1,04,09,211	1,04,09,211

20. Contingent liabilities and contingent assets

20.1 Contingent liabilities


(a) Other money for which the company is contingently liable

As per the draft MOU, to be executed between CKREPL (LOC), Rajasthan Land Holdings Ltd.(LOC), and IL&FS Township & Urban Assets Ltd. {ITUAL (Developer)}, in respect of Alwar Land, ITUAL has incurred certain expenses/going to incur certain expenses till the execution of the joint Development Agreement, relating to land conversion, deployment of security guards, appointment of designers, architects, other consultants, construction of boundary wall, litigations etc. and the LOC's agrees to reimburse the same to Developer along with the applicable taxes and interest in case of non-execution of Development Agreement.

As on 31.03.2017, the Development Agreement had not been executed and ITUAL had incurred Rs 61,08,376 (As at March 31, 2016: Rs 58,50,086) being project related expenses in relation to land held with the Company.

20.2 Contingent assets

Particulars	As at March 31, 2017	As at March 31, 2016	As at April 1, 2015
Nil		-	



Ind AS
↑
Notes to the financial statements - continued

21. Related Party Disclosures

As at March 31, 2017

(a) Name of the Related Parties and Description of Relationship:

Nature of Relationship	Name of Entity	Abbreviation used
Ultimate Holding Company	IL&FS Transportation Networks Limited	ITNL
Holding Company	Rajasthan Land Holdings Limited	RLHL
Member of Group	IL&FS Township & Urban Assets Ltd	ITUAL
Fellow Subsidiaries (Only with whom there have been transaction during the period/ there was balance outstanding at the year end)	Devika Build Estate Pvt. Ltd. Flamingo landbase Pvt. Ltd.	DBPL FLPL
Key Management Personnel ("KMP")	Prashant Agarwal Gautam Lath	

As at March 31, 2016


(a) Name of the Related Parties and Description of Relationship:

Nature of Relationship	Name of Entity	Abbreviation used
Ultimate Holding Company	IL&FS Transportation Networks Limited	ITNL
Holding Company	Rajasthan Land Holdings Limited	RLHL
Member of Group	IL&FS Township & Urban Assets Ltd	ITUAL
Fellow Subsidiaries (Only with whom there have been transaction during the period/ there was balance outstanding at the year end)	Devika Build Estate Pvt. Ltd. Flamingo landbase Pvt. Ltd.	DBPL FLPL
Key Management Personnel ("KMP")	Prashant Agarwal Gautam Lath	

As at April 01, 2015

(a) Name of the Related Parties and Description of Relationship:

Nature of Relationship	Name of Entity	Abbreviation used
Ultimate Holding Company	Road Infrastructure Development Company of Rajasthan Limited	RIDCOR
Holding Company	Rajasthan Land Holdings Limited	RLHL
Fellow Subsidiaries (Only with whom there have been transaction during the period/ there was balance outstanding at the year end)	Devika Build Estate Pvt. Ltd. Flamingo landbase Pvt. Ltd.	DBPL FLPL



Notes to the financial statements - continued

Related Party Disclosures (contd.)

Year ended March 31, 2017

(b) transactions/ balances with above mentioned related parties

Particulars	Rajasthan Land Holdings Limited (RLHL)	IL&FS Township & Urban Assets Ltd (ITUAL)	Prashant Agarwal	Gautam Lath
Balance				
Unsecured Loan taken	2,44,88,005			
Interest accrued but not due	1,12,23,681			
Advance taken (including interest net of TDS)	16,26,15,917			
Transactions				
Sitting Fee			22,224	22,224
Interest on Loans and advance taken	2,28,71,358			
				Refer note below


As per the draft MOU, to be executed between RLHL (LOC), Chirayu Kath Real Estate Pvt. Ltd.(LOC) and IL&FS Township & Urban Assets Ltd. (ITUAL (Developer)), in respect of Alwar Land, ITUAL has incurred certain expenses/going to incur certain expenses till the execution of the joint Development Agreement, relating to land conversion, deployment of security guards, appointment of designers, architects, other consultants, construction of boundary wall, litigations etc.

As on 31.03.2017, the Development Agreement had not been executed and ITUAL had incurred Rs 61,08,376 being project related expenses in relation to land held with the Company.

Year ended March 31, 2016

(b) transactions/ balances with above mentioned related parties

Particulars	Rajasthan Land Holdings Limited (RLHL)	IL&FS Township & Urban Assets Ltd (ITUAL)	Amt Rs
Balance			
Unsecured Loan taken	2,44,88,005		
Interest accrued but not due	82,76,130		
Advance taken (including interest net of TDS)	14,27,23,474		
Transactions			
Unsecured Loan taken	11,75,000		
Interest on Loans and advance taken	2,02,51,615		
			Refer note below



As per the draft MOU, to be executed between RLHL (LOC), Chirayu Kath Real Estate Pvt. Ltd.(LOC) and IL&FS Township & Urban Assets Ltd. (ITUAL (Developer)), in respect of Alwar Land, ITUAL has incurred certain expenses/going to incur certain expenses till the execution of the joint Development Agreement, relating to land conversion, deployment of security guards, appointment of designers, architects, other consultants, construction of boundary wall, litigations etc.

As on 31.03.2016, the Development Agreement had not been executed and ITUAL had incurred Rs 58,50,086 being project related expenses in relation to land held with the Company.

Year ended April 01, 2015

(b) balances with above mentioned related parties

Particulars	Amt Rs	
	Road Infrastructure Development Company of Rajasthan Limited	Rajasthan Land Holdings Limited (RLHL)
Balance		
Unsecured Loan taken	-	2,33,13,005
Interest accrued but not due	-	56,72,351
Advance taken (including interest net of TDS)	-	12,61,31,518

In terms of our Report of even date attached

For S. BHANDARI & Co.
Chartered Accountants
FRN No. 000560C



(Rupai/Kumbhat)
Partner

M. No. 401084

Date: 5th May, 2017

Place: Jaipur

For Chirayu Kath Real Estate Private Limited

Director
Gautam Lath
DIN : 02735816



Director
Prashant Agarwal
DIN : 2348083